



**veriFID is a reliable and cost-effective solution that provides increased security at your facility.**

### Who has Access to Your Terminal?

Does the driver card really belong to the person using it? There is increasing concern for terminals to ensure the identity of transport drivers using their facilities. To address this need, Toptech has developed a fingerprint verification system called **veriFID**. Now security can be both convenient *and* reliable.

### Enhanced Security for Terminals

Most terminals already use driver cards and PINs to identify drivers. This technology only validates that the card is presented, not who is presenting it. PINs can be lost, loaned to someone, or stolen. With **veriFID**, you verify a person's identity rather than relying on what they know or what they have.

### Features the Latest Biometric Technology

Most notably, **veriFID** features an innovative optic sensor which yields nearly distortion-free, high-contrast images from which data points are used for enrollment and matching. Increased scanning precision leads to reliable performance and eliminates the majority of distortion and image quality problems that are common to traditional optical sensors. The result is a cost-effective solution that can work for everyone, everywhere, even under the most demanding, real-world situations.

### veriFID is Designed for Industrial Applications

**veriFID** is mounted in a rugged metal enclosure, and is designed for driver/operator interface at entry gates, restricted personnel areas and some hazardous locations where security is a concern. Furthermore, **veriFID** is designed to work well even with dry and difficult-to-use fingerprints, such as worn and aged skin.

### Integrates with Toptech's TMS and Remote Control Unit (RCU)

A driver presents his or her card at the RCU, and rather than entering a PIN code (ATM style), the driver is prompted by the RCU to place their finger/thumb on the **veriFID**. The **veriFID** matches the driver fingerprint to a template stored in TMS and allows the continuation of the validation process. If the person presenting the card is not the authorized driver, then the driver/card will be denied access. Additionally, TMS can raise alarms or page/e-mail appropriate personnel with this information. **veriFID** is easy to install and utilizes existing RCU wiring.

### Fingerprint Technology Overview

Fingerprint biometrics represent the majority of all biometric methods in use today.

Fingerprint recognition is considered the best choice for many applications because of its accuracy, speed, reliability, non-intrusive interfaces, and cost-effectiveness.

Optical fingerprint data is converted into a digital template (around 400 bytes) and stored in memory or on disk. **(The actual fingerprint image is never stored, and cannot be constructed from templates.)**

Although the fingerprint image is momentarily captured, it is deleted immediately after being processed by an advanced extraction algorithm.

Biometric methods of identification are currently being used to replace the less secure ID/Password method of user authentication, which do not actually verify who a person is.

Although passwords have traditionally been used for personal authentication, they have nothing to do with a person's actual identity!

### Specifications

#### Instrument Power

AC: 85-265 VAC, 50-60 Hz  
DC: 18-36 VDC

#### Environmental

Operating Temperature: -20°C to 60°C  
Enclosure: NEMA 4, IP-54

#### Compliance Information

Class 1, Division 2, Groups C & D (pending)  
Zone 2, Group IIB (pending)  
EMC Compliance, Emissions: Light Industrial,  
Immunity: Heavy Industrial (pending)  
Safety: EN58021 (pending)

#### Communication

RS-485/422, RS-232 (multidrop)  
Protocols: Brooks, Daniel, Smith  
DIP switch selectable address, baud rate and  
other communication parameters

#### Fingerprint Sensor

SecuGen FDA02 Optical Sensor  
Image Resolution: 500 DPI  $\pm$  1 DPI (0.2%)  
Image Size: 260 x 300 pixels  
Light Source: Red LED

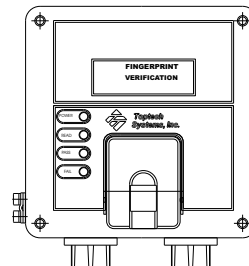
#### Weight

5lbs (2.3kg)

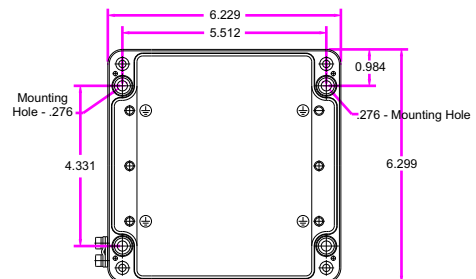


### Physical Dimensions

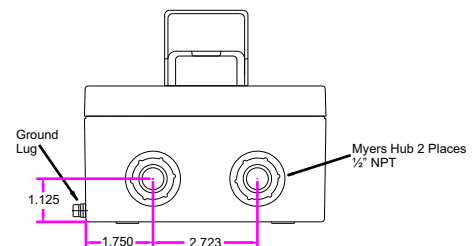
#### Front View



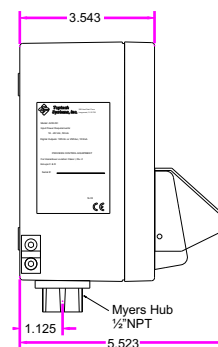
#### Front View (Cover Removed)



#### Bottom View



#### Side View



Note: European model is fitted with Hawke Cable Glands

